




Child Passenger Safety Tips


2011

4 STEPS FOR KIDS

1

REAR-FACING

2

FORWARD-FACING

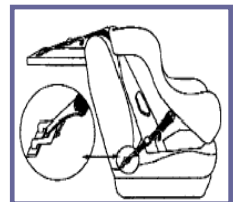
3

BOOSTER

4

SEAT BELT

- 1.** Infants and toddlers should remain in rear-facing seats in the back seat until a minimum of *age 2*, and as long as possible to the maximum height and weight limits for the seat.
- 2.** Toddlers and preschoolers 2 years or older should use a forward-facing safety seat with a harness in the back seat, and should use harnesses until at least 40 pounds.
- 3.** Once children outgrow weight and height limits for traditional safety seats, they should travel in belt-positioning booster seats in the back seat until the vehicle seat belt fits properly, typically when they have reached 4'9" in height and are between 8 and 12 years of age.
- 4.** Older children should travel in a lap and shoulder safety belt in the back seat once they outgrow a booster seat.

- **Quick Universal Tips for *Proper Restraint*:**

- Read labels to determine the correct seat for age, weight and height
- READ the instruction manual AND the safety belt/seat section in your vehicle manual
- Use the back seat for children under age 13
- NEVER put a rear-facing or small child in front of an active frontal airbag
- Install infant and toddler seats tightly in the vehicle—less than an inch of movement
- If using the vehicle safety belt, LOCK it to keep it tight—refer to labels on belt
- Use the tether and/or LATCH system if your vehicle and safety seat have such updated hardware (*see figure*)
- Children should remain rear-facing to the maximum weight and height limit for the seat, provided the head is below the top of the seat. It is recommended a child face rearward until he/she is two years old.
- Install seat at a 45 degree angle when rear-facing; position upright when forward-facing
- Route harnesses at or below shoulders when rear-facing
- Route harnesses at or above shoulders when forward-facing
- Install harness snugly—webbing should be straight without sagging or permitting a fold
- Fasten the chest clip at armpit level
- Use safety seats with harness straps to at least 40 pounds (more if harness weight limits permit)
- Use booster seats until 4'9" tall and between 8 and 12 years of age. Children are ready for a safety belt when their knees bend at the edge of the vehicle seat when sitting all the way back, the belt crosses the chest at the shoulder (not neck), and the lap belt fits low on hips/thighs (not stomach)
- Use lap/shoulder safety belts once children outgrow booster seats



- For more information: www.nhtsa.dot.gov (choose Child Safety Seat Information from the menu) or www.boosterseats4safety.org or www.chkd.org/carseats or 757-668-8655